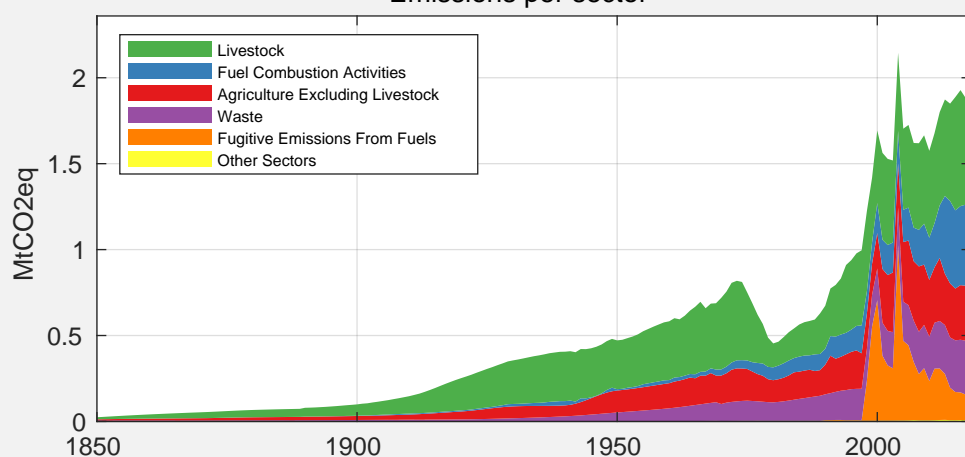


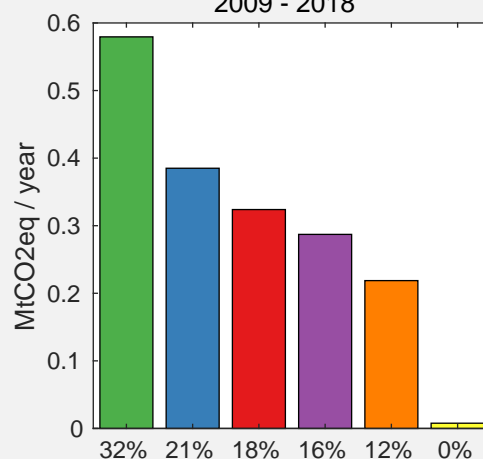
## Country Facts (2018)

<b>Population:</b>	1.27 Million (rank 154)
<b>GDP:</b>	3.91 Billion 2011 US\$ (rank 167)
<b>GHG emissions:</b>	1.88 Mt CO <sub>2</sub> eq (rank 170)
<b>GHG / capita:</b>	1.49 t CO <sub>2</sub> eq / Pers. (rank 186)
<b>GHG / GDP:</b>	0.48 kg CO <sub>2</sub> eq / 2011 US\$ (rank 94)

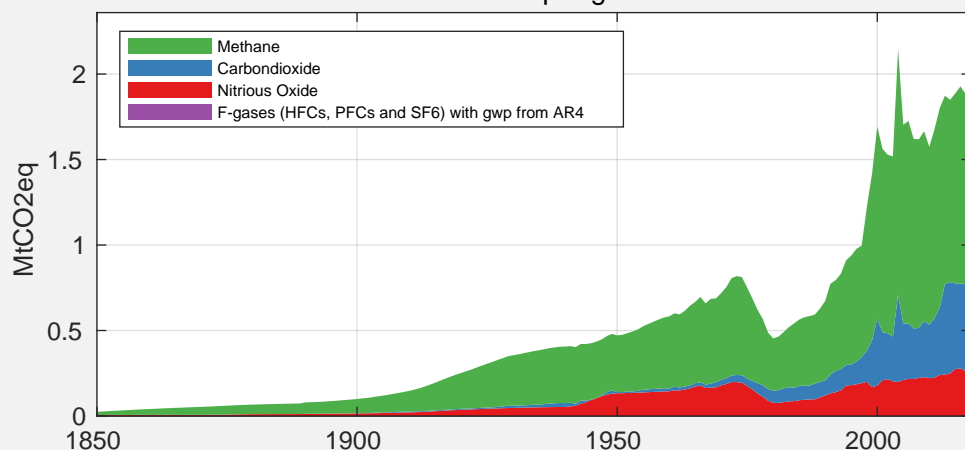
Emissions per sector



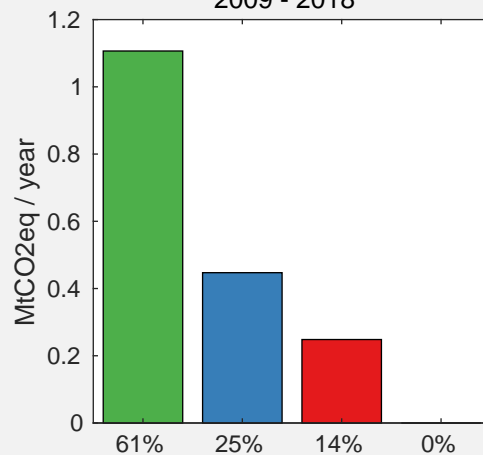
2009 - 2018



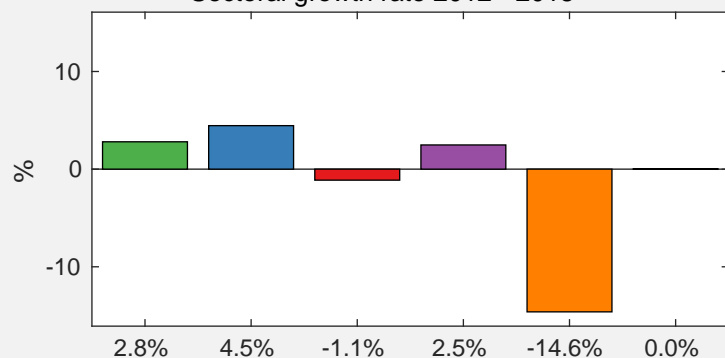
Emissions per gas



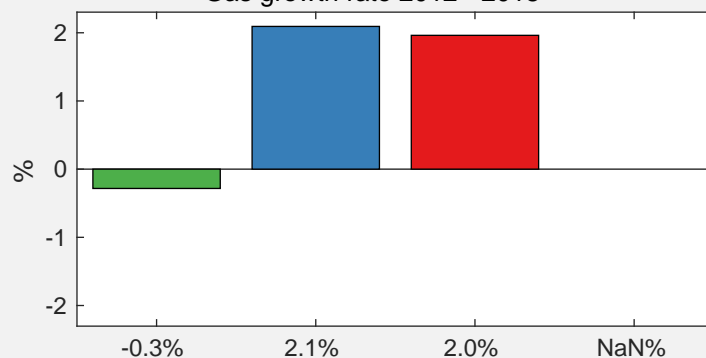
2009 - 2018



Sectoral growth rate 2012 - 2018



Gas growth rate 2012 - 2018



## Source for emissions data:

Gütschow, J.; Günther, A.; Jeffery, L.; Gieseke, R. (2021):  
The PRIMAP-hist national historical emissions time series (1850-2018). v2.2  
Zenodo. <https://doi.org/10.5281/zenodo.4479172>

## Source for GDP and population data:

Gütschow, J. (2019): The PRIMAP-hist national historical  
GDP and population time series (1850-2018). v2.2. beta 1  
GFZ Data Services. <https://doi.org/10.5880/pik.2019.019> (v2.1)