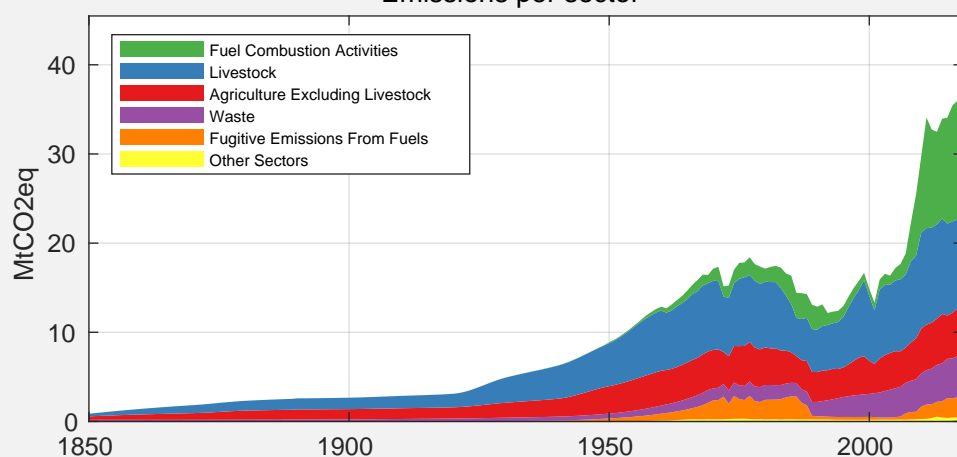


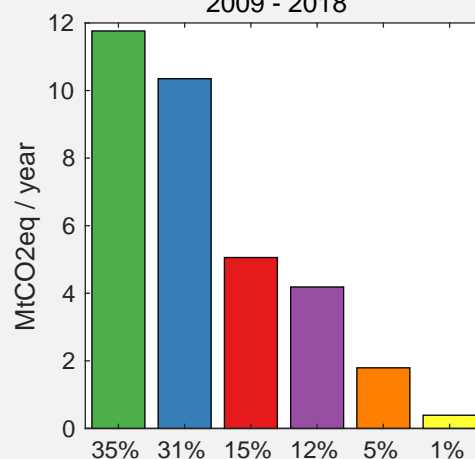
Country Facts (2018)

Population:	37.17 Million (rank 38)
GDP:	71.36 Billion 2011 US\$ (rank 95)
GHG emissions:	41.34 Mt CO ₂ eq (rank 95)
GHG / capita:	1.11 t CO ₂ eq / Pers. (rank 196)
GHG / GDP:	0.58 kg CO ₂ eq / 2011 US\$ (rank 74)

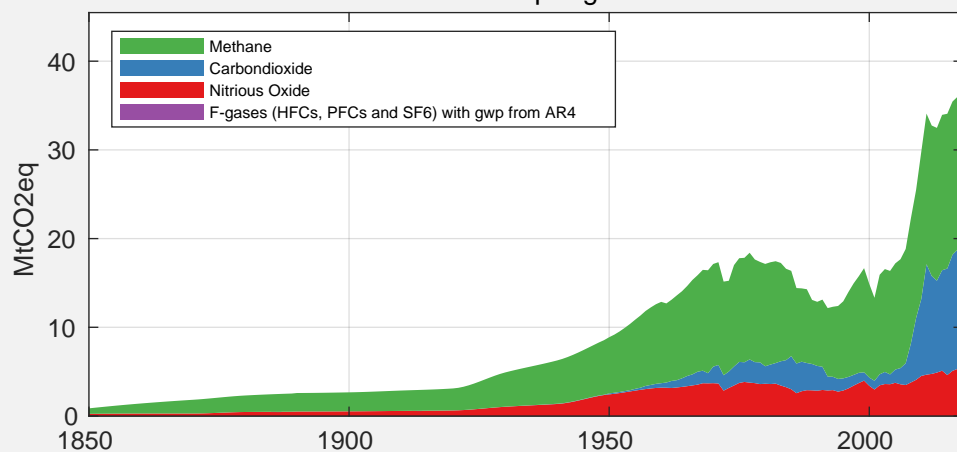
Emissions per sector



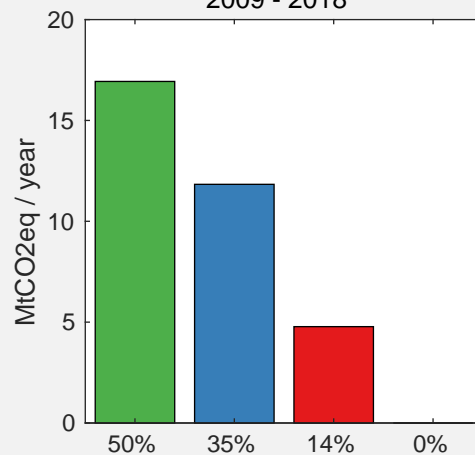
2009 - 2018



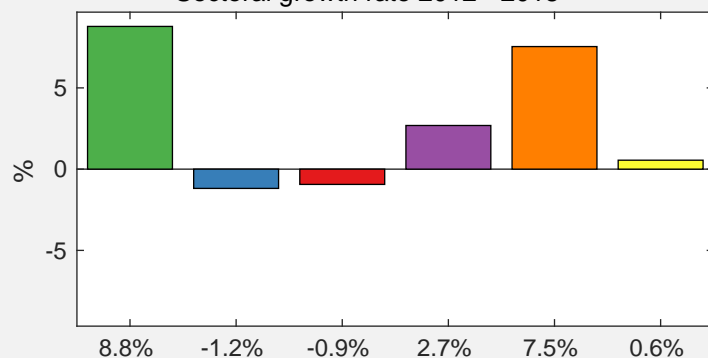
Emissions per gas



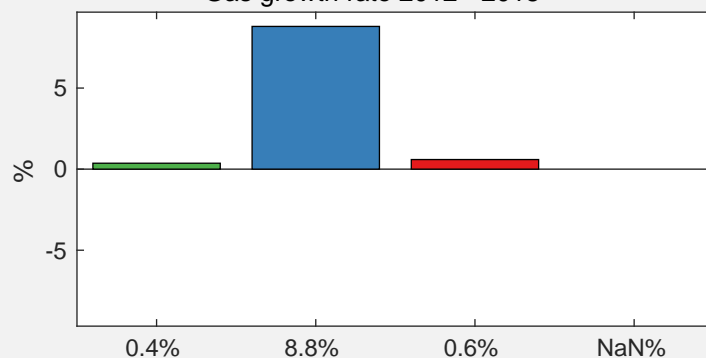
2009 - 2018



Sectoral growth rate 2012 - 2018



Gas growth rate 2012 - 2018



Source for emissions data:

Gütschow, J.; Günther, A.; Jeffery, L.; Gieseke, R. (2021):
The PRIMAP-hist national historical emissions time series (1850-2018). v2.2
Zenodo. <https://doi.org/10.5281/zenodo.4479172>

Source for GDP and population data:

Gütschow, J. (2019): The PRIMAP-hist national historical
GDP and population time series (1850-2018). v2.2. beta 1
GFZ Data Services. <https://doi.org/10.5880/pik.2019.019> (v2.1)