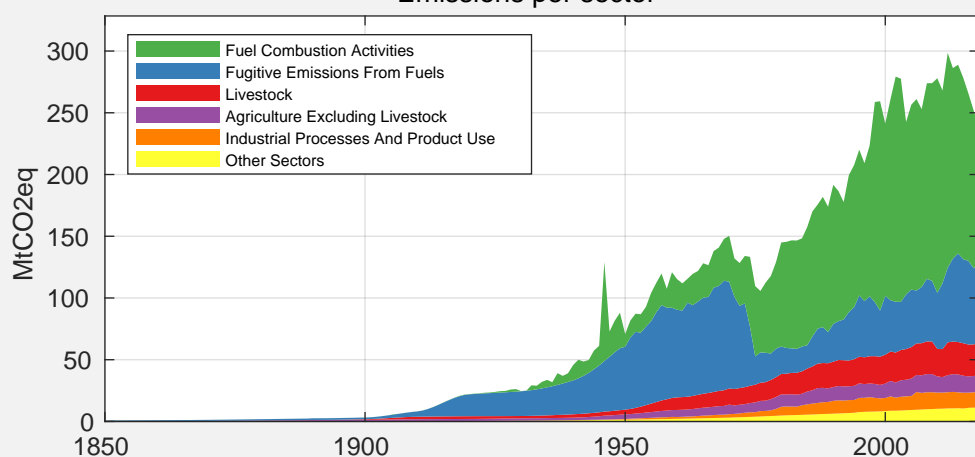


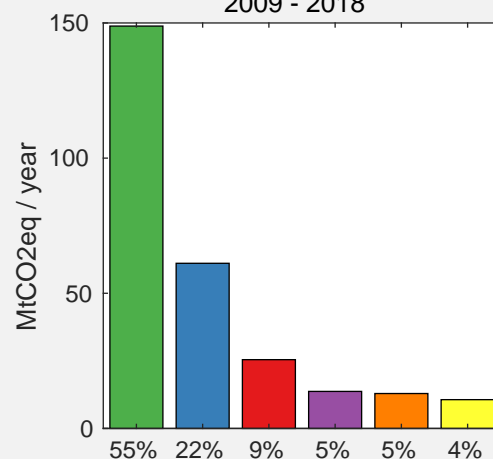
Country Facts (2018)

Population:	28.89 Million (rank 48)
GDP:	379.66 Billion 2011 US\$ (rank 49)
GHG emissions:	237.37 Mt CO ₂ eq (rank 36)
GHG / capita:	8.22 t CO ₂ eq / Pers. (rank 54)
GHG / GDP:	0.63 kg CO ₂ eq / 2011 US\$ (rank 64)

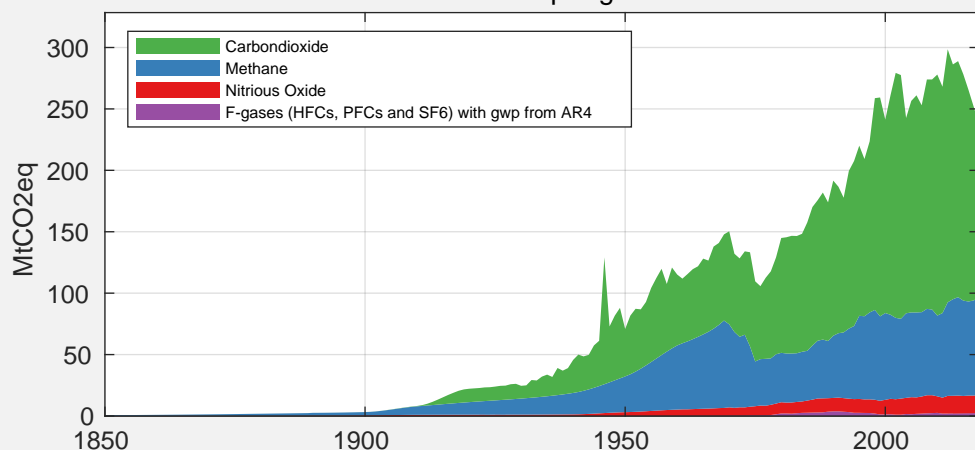
Emissions per sector



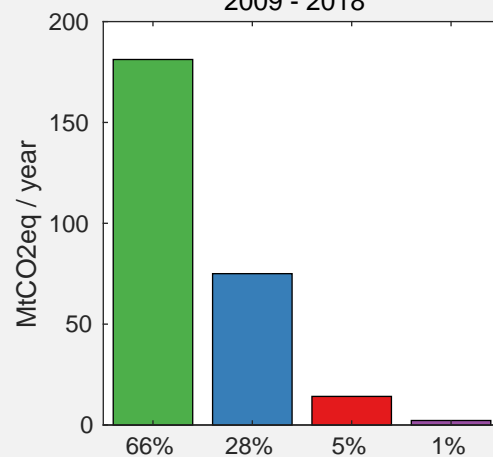
2009 - 2018



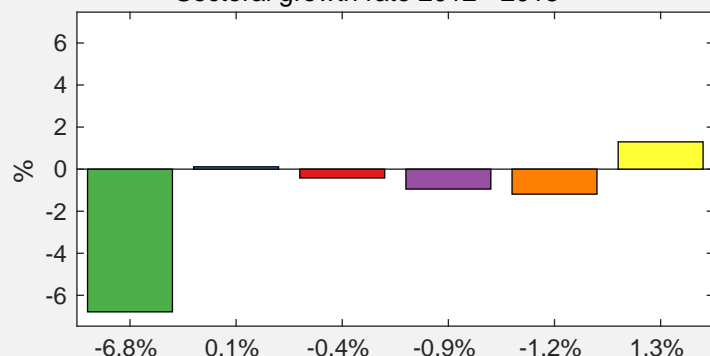
Emissions per gas



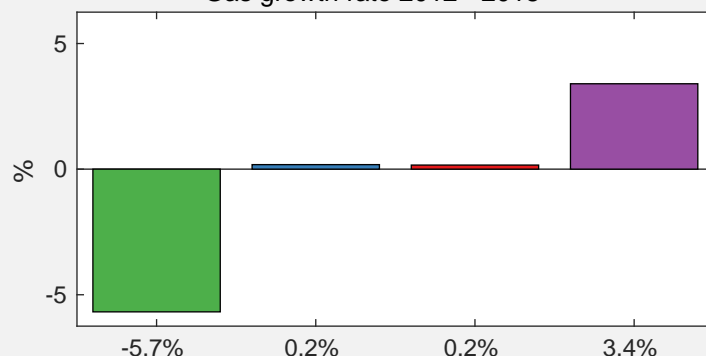
2009 - 2018



Sectoral growth rate 2012 - 2018



Gas growth rate 2012 - 2018



Source for emissions data:

Gütschow, J.; Günther, A.; Jeffery, L.; Gieseke, R. (2021):

The PRIMAP-hist national historical emissions time series (1850-2018). v2.2

Zenodo. <https://doi.org/10.5281/zenodo.4479172>

Source for GDP and population data:

Gütschow, J. (2019): The PRIMAP-hist national historical

GDP and population time series (1850-2018). v2.2. beta 1

GFZ Data Services. <https://doi.org/10.5880/pik.2019.019> (v2.1)