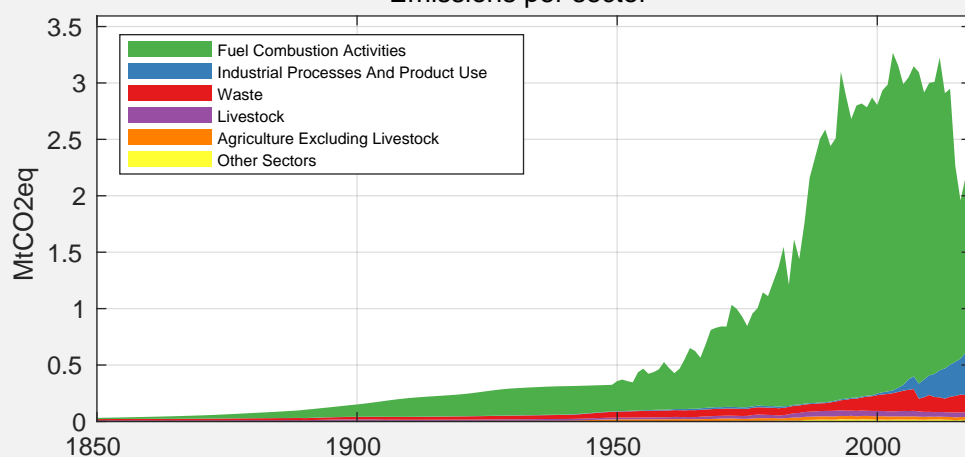


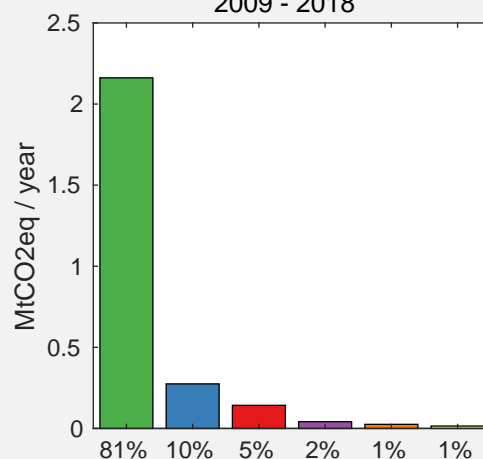
Country Facts (2018)

| | |
|-----------------------|---|
| Population: | 0.44 Million (rank 170) |
| GDP: | 18.35 Billion 2011 US\$ (rank 146) |
| GHG emissions: | 2.20 Mt CO ₂ eq (rank 169) |
| GHG / capita: | 5.01 t CO ₂ eq / Pers. (rank 105) |
| GHG / GDP: | 0.12 kg CO ₂ eq / 2011 US\$ (rank 193) |

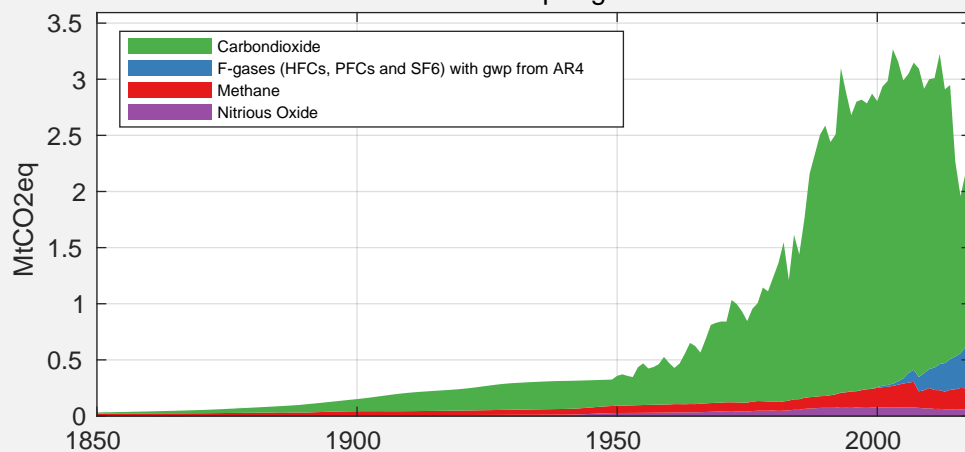
Emissions per sector



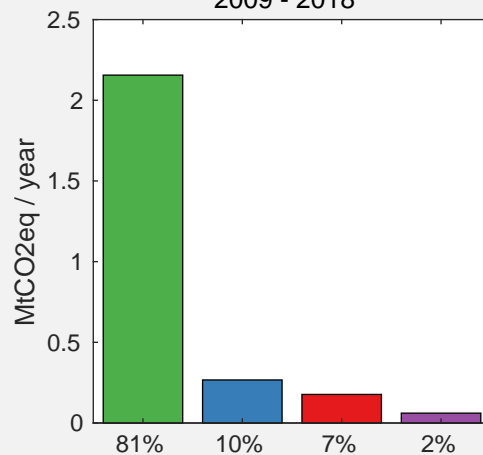
2009 - 2018



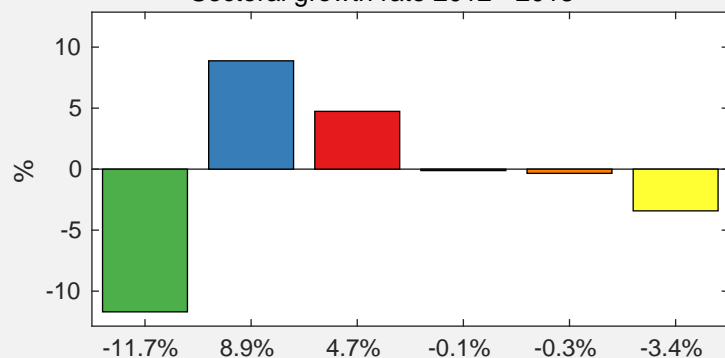
Emissions per gas



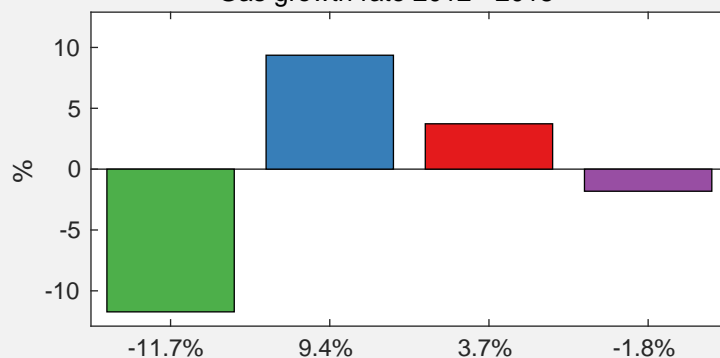
2009 - 2018



Sectoral growth rate 2012 - 2018



Gas growth rate 2012 - 2018



Source for emissions data:

Gütschow, J.; Günther, A.; Jeffery, L.; Gieseke, R. (2021):

The PRIMAP-hist national historical emissions time series (1850-2018). v2.2

Zenodo. <https://doi.org/10.5281/zenodo.4479172>

Source for GDP and population data:

Gütschow, J. (2019): The PRIMAP-hist national historical

GDP and population time series (1850-2018). v2.2. beta 1

GFZ Data Services. <https://doi.org/10.5880/pik.2019.019> (v2.1)