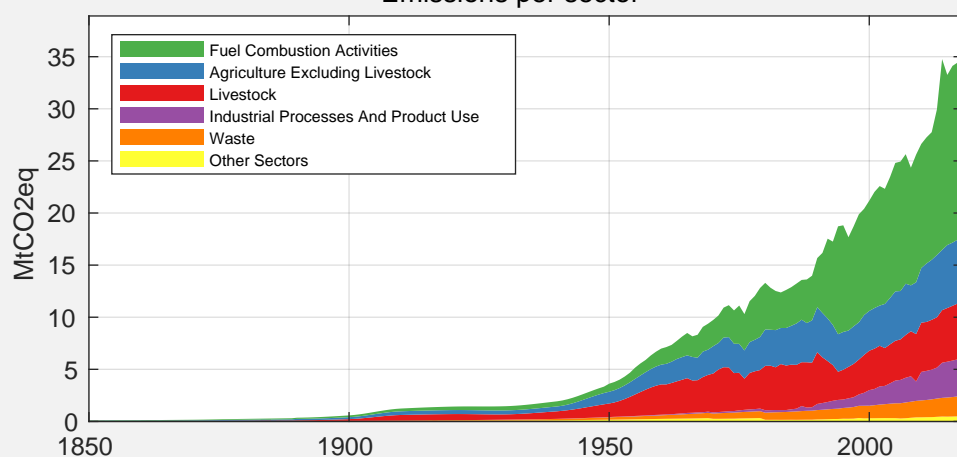


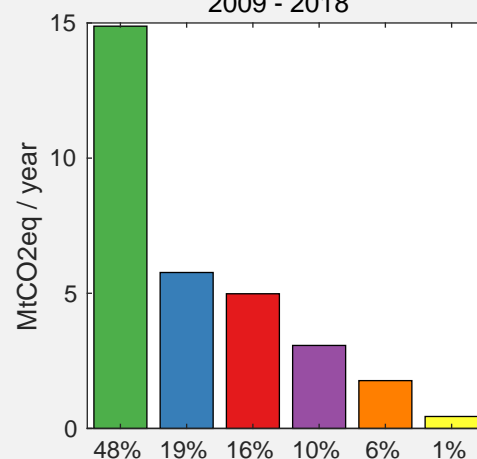
Country Facts (2018)

Population:	17.25 Million (rank 66)
GDP:	129.26 Billion 2011 US\$ (rank 78)
GHG emissions:	35.37 Mt CO ₂ eq (rank 100)
GHG / capita:	2.05 t CO ₂ eq / Pers. (rank 162)
GHG / GDP:	0.27 kg CO ₂ eq / 2011 US\$ (rank 146)

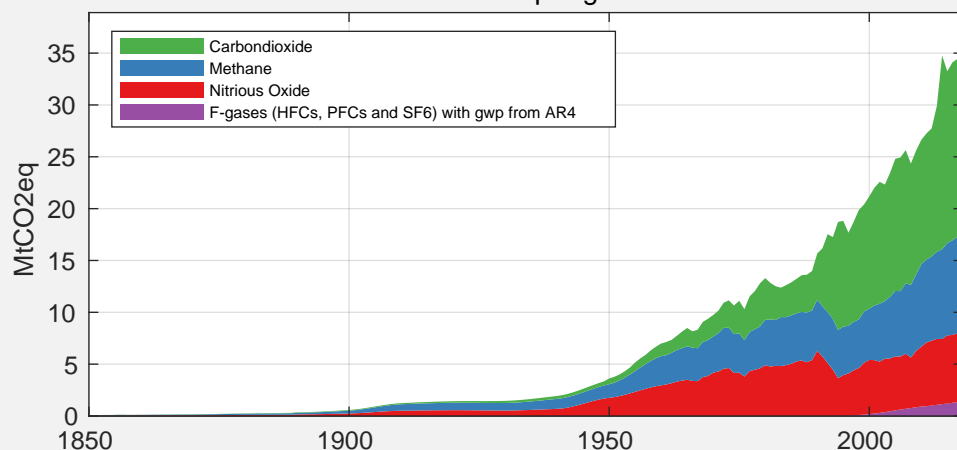
Emissions per sector



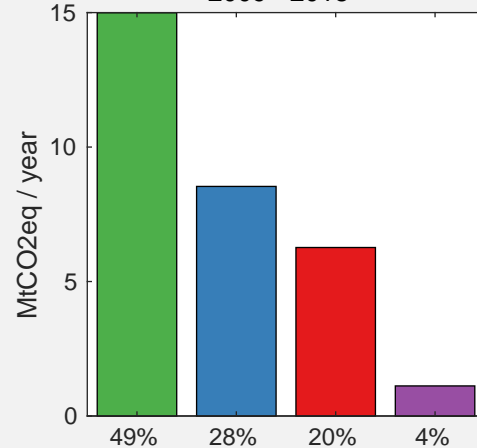
2009 - 2018



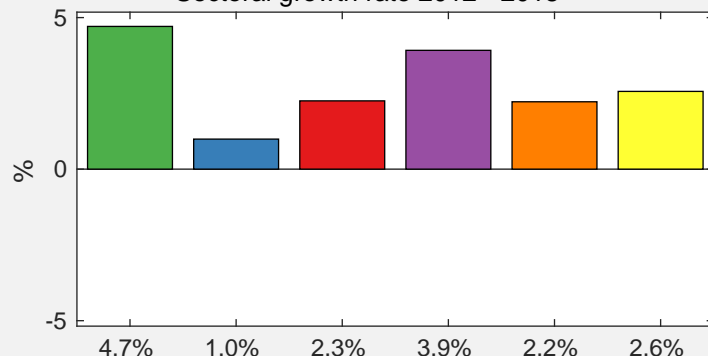
Emissions per gas



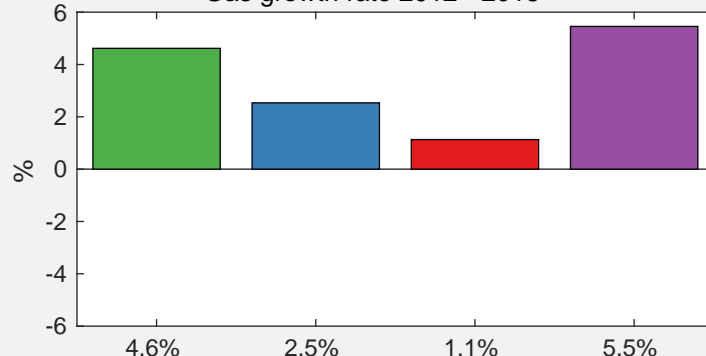
2009 - 2018



Sectoral growth rate 2012 - 2018



Gas growth rate 2012 - 2018



Source for emissions data:

Gütschow, J.; Günther, A.; Jeffery, L.; Gieseke, R. (2021):

The PRIMAP-hist national historical emissions time series (1850-2018). v2.2

Zenodo. <https://doi.org/10.5281/zenodo.4479172>

Source for GDP and population data:

Gütschow, J. (2019): The PRIMAP-hist national historical

GDP and population time series (1850-2018). v2.2. beta 1

GFZ Data Services. <https://doi.org/10.5880/pik.2019.019> (v2.1)