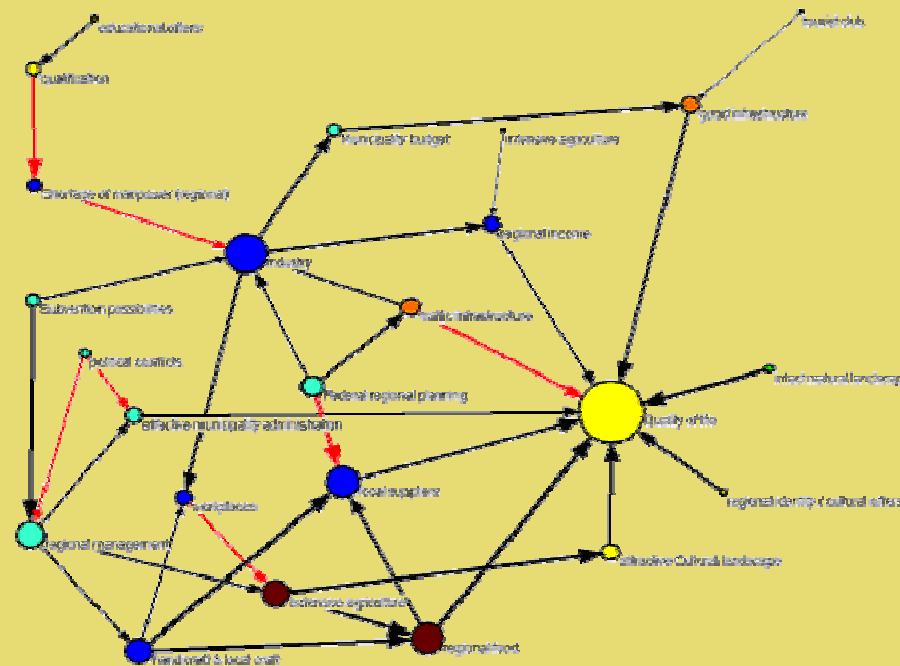


Fuzzy Cognitive Mapping

I



FCMapper

MS Excel based fuzzy cognitive mapping analysis tool

downloadable in the software section

What is FCM?

A procedure **to involve stakeholders** in a research or management processes and enhance **social learning**

A method to **extract and analyse different kinds of knowledge** about **complex systems** and their functioning

FCMapper

MS Excel based fuzzy cognitive mapping analysis tool

downloadable in the software section

What is FCM?

1

Participative Process

- **social learning** and **understanding** of the system between the participants is fostered.
- **structures a process** in which the perception of stakeholders on a certain system (or problem) is uncovered

Mapping

- FCM can be used to **depict complex systems** as perceived by different stakeholders.
- **various elements** from the social & cultural sphere, as well as institutions, physical structures ecosystems or individual species can be included

FCMapper

MS Excel based fuzzy cognitive mapping analysis tool

downloadable in the software section

Analysis

- The goal of FCM analysis is **detecting** and **interpreting** relations between entities found in a map and understanding its **structural properties** and **dynamics**.
- The structured way of collecting and coding data enables a comparison between different case studies and even aggregation of data..

Modelling & Scenarios

- FCM has the capability to incorporate feedback processes. It can be used to simulate the changes of a system over time and address **“what - if” questions**.

FCMapper

MS Excel based fuzzy cognitive mapping analysis tool

Based on Idea from Bart Kosko (1986) to extend cognitive and mind mapping approaches based on the work of Axelrod (1976).

A Fuzzy Cognitive Map is a **directed graph**, and as such can be coded in a adjacency matrix.

FCMapper

MS Excel based fuzzy cognitive mapping analysis tool

downloadable in the software section

What is FCM?

4

A fuzzy cognitive map consists of:

Concepts (Vertices / nodes / factors / elements).

Arrows that represent either positive (+) or negative (-) causal relations between two concepts.

Weights that characterise the strength of the relations through fuzzy values.

FCMapper

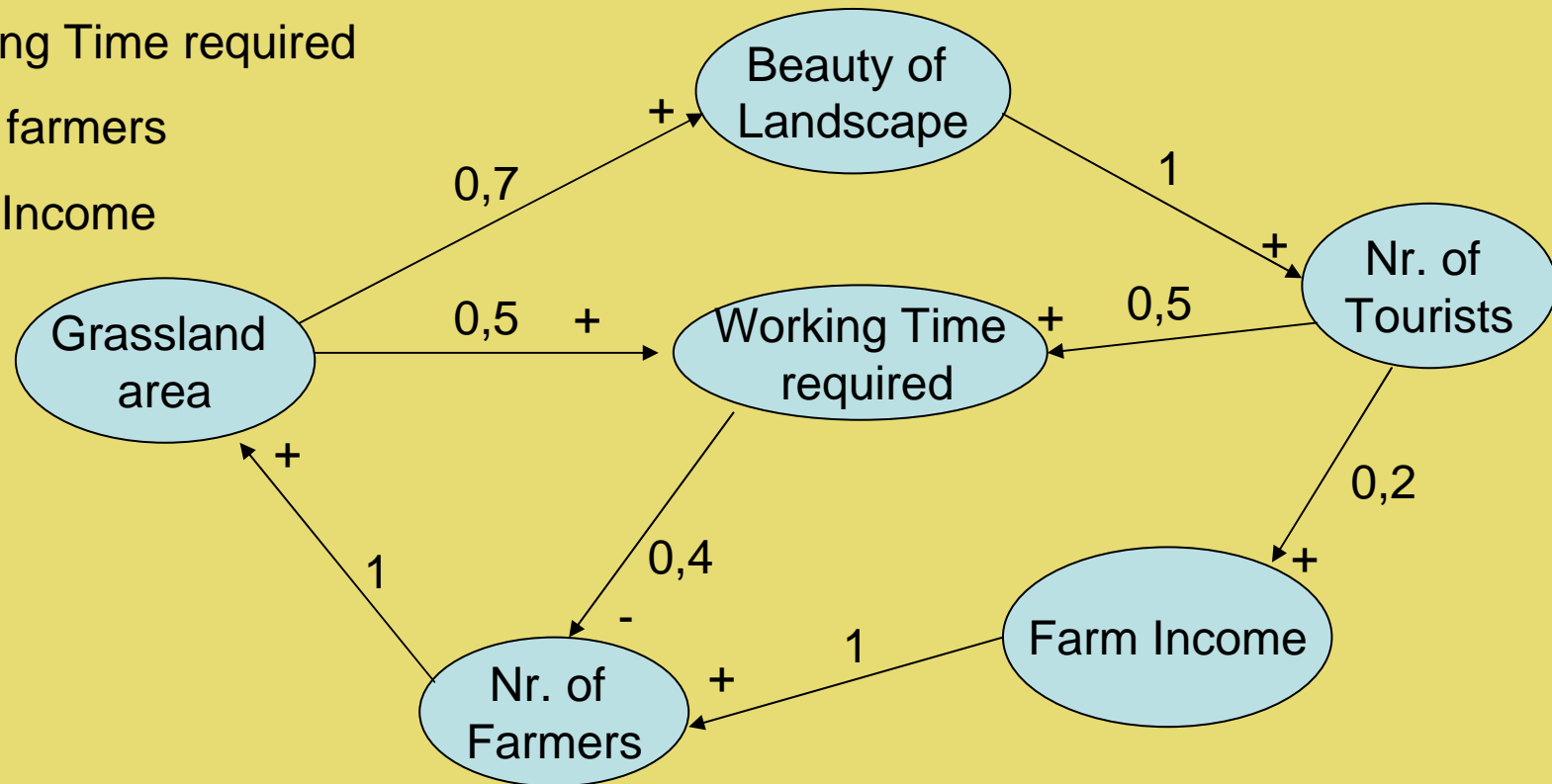
MS Excel based fuzzy cognitive mapping analysis tool

downloadable in the software section

List of concepts:

- Area of grassland
- Beauty of landscape
- Nr of Tourists
- Working Time required
- Nr. of farmers
- Farm Income

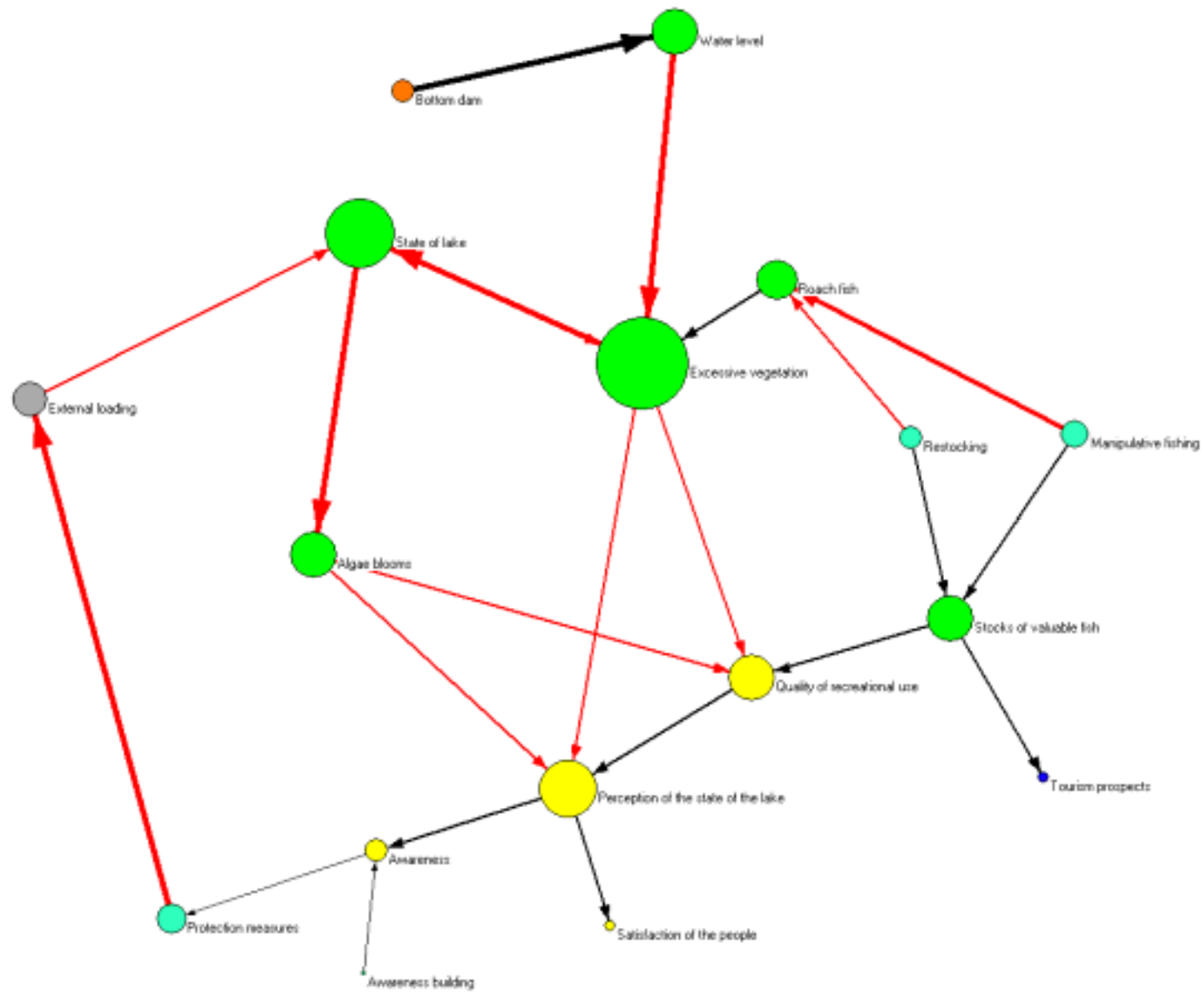
FCM example



FCMapper

MS Excel based fuzzy cognitive mapping analysis tool

downloadable in the software section



The Mapping Process

1. **Central Question or Statment**
2. **List of concepts considered important for question**

Good concepts = decrease or increase can be described

If the meaning is unclear (e.g. Biodiversity) specify shortly

3. **Start drawing**

- *Put those concepts which you think are highly connected rather into the middle*
- Connect the concepts immediatly and assign + / - to the arrows
- When you think your map is complete (or the time is almost over) start assigning weights to the arrows
- Putting weights can sometimes be rather difficult – remember: they represent **descriptive values** (e.g. 0.1 = a very low influence 0.8 = a rather strong influence) – so just follow your feeling.

FCMapper

MS Excel based fuzzy cognitive mapping analysis tool

downloadable in the software section

What to do....

We would like you to draw a fuzzy cognitive map!

The central question:

What factors will lead to a change in the natural environment and how will that effect human well-being?

FCMapper

MS Excel based fuzzy cognitive mapping analysis tool

downloadable in the software section

What to do....

2

1. Take a sheet of paper
2. Put your **name** & your **discipline** in the left upper corner.
3. **Think about the Central Question:**
What factors will lead to a change in the natural environment and how will that effect human well-being?
4. Make a **List of Concepts** you think are important in the context of the question
5. **Describe the Concepts** (shortly!) if necessary
6. **Start drawing** the Map
7. Less then 5 min. to go – start giving the **weights**

If you have questions do not hesitate to ask me!

FCMapper

MS Excel based fuzzy cognitive mapping analysis tool

downloadable in the software section

Next Steps...

1. Coding the maps into a adjacency matrix
2. Analysis with FCMapper (www.fcmappers.net)
3. Visualisation with Pajek
4. Second Mapping towards the end of the course (14.09 Monday - evening)
5. Presentation & discussion of results (17.09 Thursday – after lunch)

FCMapper

MS Excel based fuzzy cognitive mapping analysis tool

downloadable in the software section